




**QST** National Institutes for  
Quantum Science and Technology



# CREATE THE SUN ITER

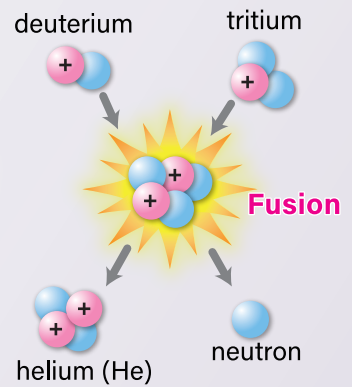
**Fusion, the ultimate energy  
source for a sustainable society  
in the 21st century.**



# Sustainable Energy What is Fusion?

Fusion—the source of power for the stars in the universe, including the Sun—is the process by which hydrogen nuclei collide at incredible speeds and "fuse" into heavier atoms, releasing tremendous amounts of energy in the process.

On Earth, however, fusion reactions are most easily replicated by fusing isotopes of hydrogen (deuterium and tritium) at high temperatures.



## The 4 tenets of fusion

POINT 01

### Virtually inexhaustible fuel resources

The fusion fuel, deuterium and lithium, are readily extracted from sea water and provide a secure source of energy. The fuel is considered to be inexhaustible.



POINT 02

### Environmentally friendly

Fusion doesn't emit carbon dioxide or other greenhouse gases into the atmosphere and doesn't produce high-level radioactive waste. All waste generated by fusion is low-level and can be safely managed.



POINT 03

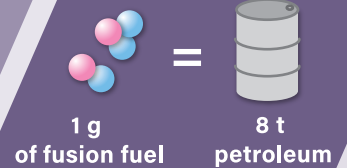
### Inherently safe

If any disturbance occurs, the plasma cools within seconds and the reaction stops with no risk of a meltdown. Tritium is used as a fuel but the techniques for the safe storage and handling of tritium are well developed, and ITER has been designed with strict safety measures to

POINT 04

### Power generation efficiency

Can generate a lot of electricity with little fuel.



## What is "the ITER Project"?

The ITER Project is an ambitious energy project of unprecedented scale and involves more than 30 countries collaborating under the ITER Agreement.

The goal of the ITER Project is to demonstrate the scientific and technological feasibility of fusion energy for peaceful purposes.

Together, the ITER members—China, the EU, India, Japan, South Korea, Russia, and the US—represented, at the time of its establishment, about half of the world's population and three quarters of the global gross domestic product.



## QST-ITER

### Japan Domestic Agency



The ITER Agreement mandates that the parties, through their respective domestic agencies, procure and deliver approximately 90% of the ITER components to the ITER site. Designated as Japan's domestic agency for the ITER Project, QST is in charge of manufacturing and delivering commissioned components and equipment, such as the superconducting coils.

QST also serves as a liaison and coordination office for dispatching Japanese personnel to contribute to the ITER Project.



ITER Japan Domestic Agency is located in the Naka Fusion Institute.



## ITER Organization

### The international governing body for the ITER Project

The ITER Organization was officially established on October 24th, 2007, the same day the ITER Agreement came into effect. The ITER Organization oversees the construction and operation of ITER and is located in Saint-Paul-lez-Durance, France.

The ITER Project is progressing steadily in cooperation with the domestic agencies for the seven parties of the ITER Agreement.



ITER Agreement Signing Ceremony (Paris, 2006)

## Dispatching staff to the ITER Organization

### Liaison office for talent acquisition from Japan

The ITER Organization has more than 1,000 employees from over 30 countries around the world. ITER hires candidates from the participating ITER Members countries, including Japan. ITER Japan, the Domestic Agency of Japan, introduces open positions at ITER, assists with the application process, and provides training for applicants.

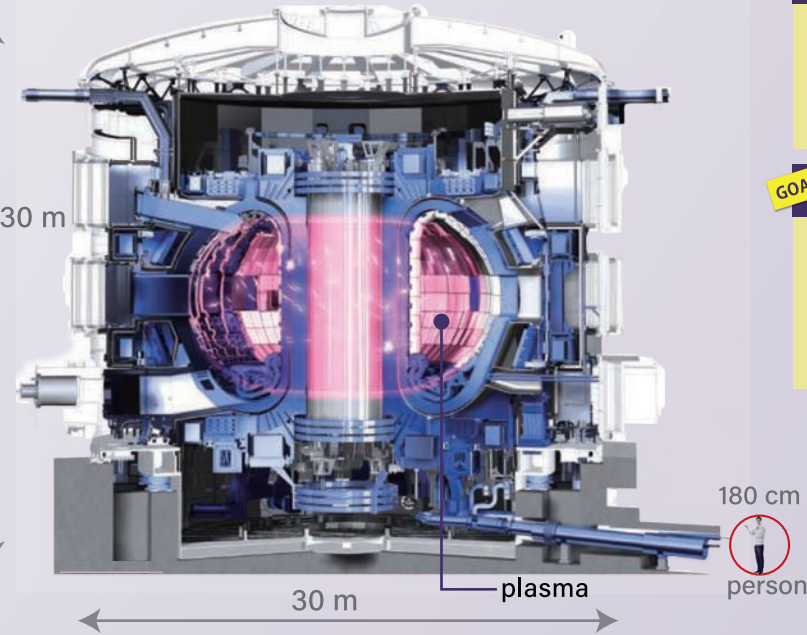
We work together with the government to ensure as many Japanese staff as possible can work at the ITER Organization.



©ITER Organization

# The ITER tokamak

ITER is a doughnut-shaped vacuum chamber, which allows for sufficient temperature, pressure, and confinement time to create a plasma in which fusion can occur. This superheated plasma, the fuel for the fusion process, is electrically conductive, and can thus be manipulated by electrical or magnetic fields. Think of iron filings in the presence of a magnet, except in ITER's case, the magnets are giant superconducting coils that surround, shape, and confine the plasma.



# The 3Goals of ITER

## GOAL 01 Demonstrate a burning (self-heating) plasma

ITER has been designed for high fusion power gain. For 50 MW of power injected into the ITER machine via the systems that heat the plasma it will produce 500 MW of fusion power for periods of 300 to 500 seconds. This tenfold return is expressed by  $Q \geq 10$  (ratio of heating input power to thermal output power).

## GOAL 02 Demonstrate the integrated operation of technologies for a fusion power plant

Scientists can study plasmas under conditions similar to those envisaged in a future power plant and test technologies such as heating, control, diagnostics, cryogenics, and remote maintenance in an integrated way.

## GOAL 03 Recovery of heat energy and tritium breeding tests

Scientists will conduct experiments for extracting heat from the fusion energy generated by burning plasmas. In later stages of ITER operation, tritium breeding tests will aim to demonstrate the feasibility of producing tritium within the vacuum vessel.

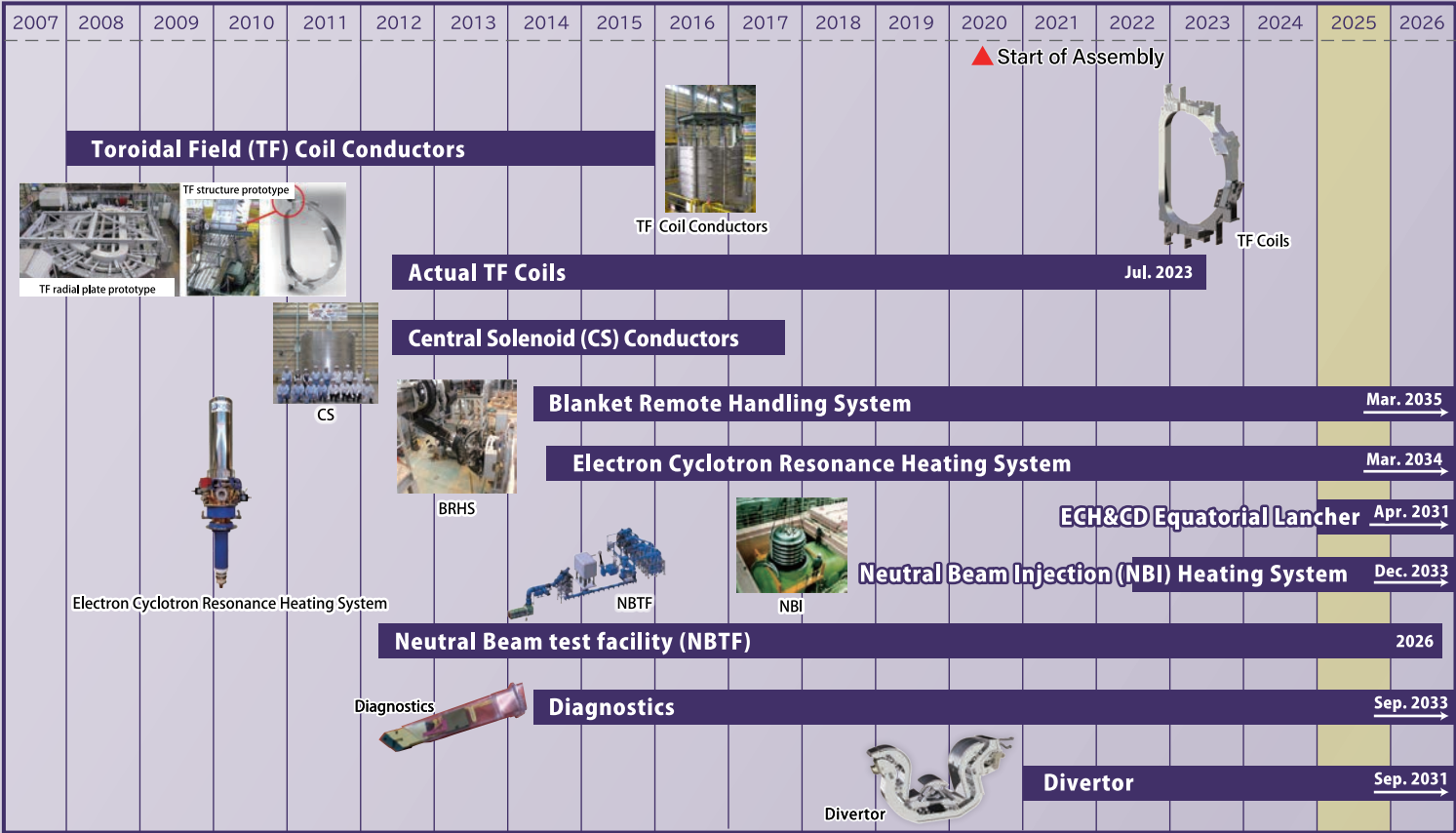
### Main specifications of ITER

|                     |          |
|---------------------|----------|
| Plasma Major Radius | 6.2 m    |
| Machine Weight      | 23,000 t |
| Fusion Power        | 500 MW   |

# Procurement activities of Japan

## Procurement schedule of Japan

Procurement activities are developed in cooperation with the ITER Organization and other Domestic Agencies. Japan has made leading contributions to the ITER Project with the manufacture of the TF coils and neutral beam injectors.





# Procurement activities of ITER Japan Domestic Agency

Japan contributes to the construction of ITER by procuring the major components of ITER, in collaboration with the ITER Organization and participating ITER Members.

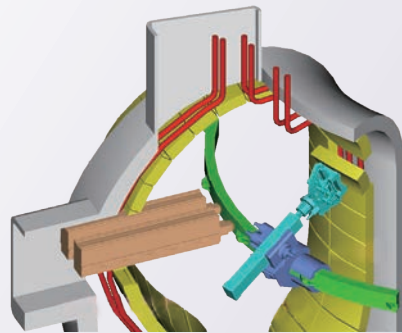
## Toroidal Field Coils (TF Coils)

Superconducting coils that generate magnetic fields to confine high temperature plasma

| Device                     | Japan Procurement             | Progress                                    |
|----------------------------|-------------------------------|---|
| TF Conductors              | 33 (25%)                      | All conductor unit lengths delivered (2015) |
| TF Structures              | 19 (100%)<br>Includes 1 spare | All production completed (2021)             |
| TF Winding and Integration | 9 (47%)<br>Includes 1 spare   | All production completed (2023)             |

Shipment status


All shipments and deliveries completed



## Remote Handling System

Remote handling equipment to maintain and replace the shield blankets


| Device                                     | Japan Procurement | Progress                  |
|--|-------------------|---------------------------|
| Blanket Remote Handling System and tooling | 100%              | Final design 70% achieved |



## Divertor

Device that extracts helium and impurities produced by the fusion reaction

| Device        | Japan Procurement             | Progress                          |
|---------------|-------------------------------|-----------------------------------|
| Outer Targets | 58 (100%)<br>Includes 4 spare | Equipment fabrication 7% achieved |



Robotic arm for fusion reactor maintenance and inspection

FUSION Boy



The TF coils are among the largest components of the ITER machine, 9 × 17 meters and weighing 360 tonnes.



Ceremony held at Toshiba Energy Systems Corporation to celebrate the completion of the final ITER toroidal field coil for the experimental nuclear fusion reactor. Feb. 2023

ITER Girl



Delivery goes from Japan to France by sea and from the port to ITER construction site goes to dedicated overland routes.



The eighth TF coil is being shipped.

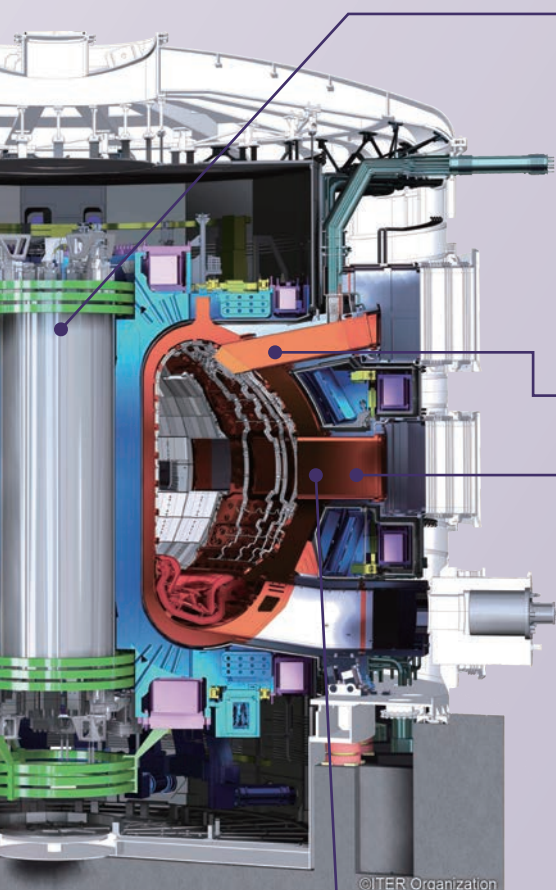
Mar. 2023



This is a view of the delivery of the third TF coil.

Mar. 2021






## Central Solenoid (CS)

The key superconducting coils that generate powerful magnetic flux to start-up, control, and shut-down the plasma

| Device        | Japan Procurement | Progress                                    |
|---------------|-------------------|---|
| CS Conductors | 49 (100%)         | All conductor unit lengths delivered (2017) |




### Shipment status

All shipments and deliveries completed.


## Diagnostics

Diagnostic systems for measuring the density and temperature of ions and electrons in the plasma, the distribution of impurities, and for monitoring neutron flux.

| Device   | Japan Procurement | Progress  |
|--|-------------------|---|
| <ul style="list-style-type: none"> <li>• Micro Fission Chamber</li> <li>• Edge Thomson Scattering System</li> <li>• Poloidal Polarimeter</li> <li>• Divertor Impurity Monitor</li> <li>• Divertor IR Thermography</li> </ul> | Approximately 15% | Final design 55% achieved<br>Equipment fabrication 22% achieved |
| Lower Port   |                   | Preliminary design completed                                    |



ITER tokamak



## Electron Cyclotron Resonance Heating System

Plasma heating device using electromagnetic waves, based on the similar principle as a microwave oven

| Device       | Japan Procurement | Progress                           |
|--------------|-------------------|------------------------------------|
| Gyrotron     | 8 (33%)           | All manufacturing completed (2021) |
|              | additional 20     | ITER contract process finalized.   |
| RF launchers | 50%               | Final design 95% achieved          |




## Neutral Beam Injector

Plasma heating device that injects high-energy neutral particle beams into the plasma

| Device   | Japan Procurement | Progress                  |
|--|-------------------|---------------------------|
| 1 MV high-voltage direct current power supply system | 3 (100%)          | Final design 89% achieved |
| High-voltage (HV) bushing                            | 3 (100%)          | Final design 73% achieved |
| 1 MeV accelerator                                    | 1 (33%)           | Final design 80% achieved |

### Shipment status

8 gyrotrons shipped and delivered to the ITER site




## Tritium Removal Plant

Facility that removes tritium from tritiated components and materials. The separated tritium is purified and treated to be reused. A detritiation system also removes tritium released during the recycling processes.

| Device                         | Japan Procurement | Progress                  |
|--------------------------------|-------------------|---------------------------|
| Atmosphere Detritiation System | 50%               | Final design 55% achieved |

## Test Blanket Modules (TBM)

Equipment for extracting the heat energy generated by the fusion reaction. Used for tests to produce fuel necessary for fusion (tritium).



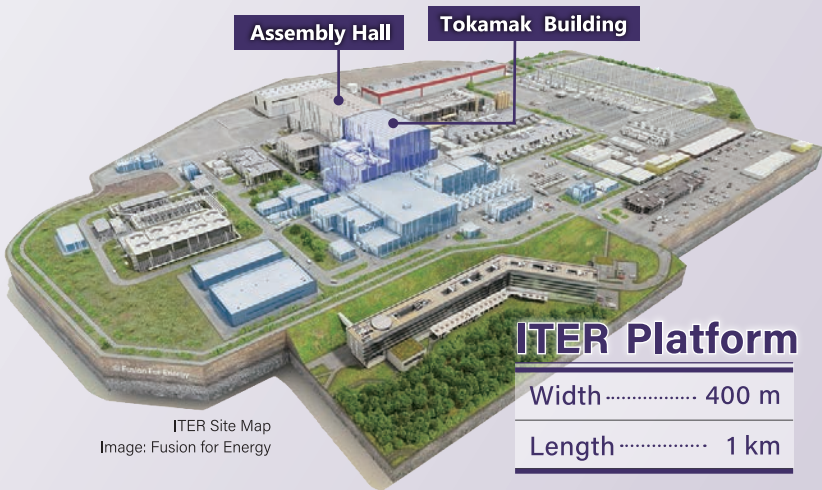



# ITER site




ITER is located in Saint-Paul-lez-Durance in southern France, about an hour's drive from Marseille. Under construction since 2007, several buildings now dot the 42-hectare platform of the vast, 180-hectare ITER site. The ITER site is home to about 1,000 ITER Organization employees, as well as a sizeable population of engineers and researchers from all over the world, all collaborating to make ITER a reality.

In July 2020, all of the critical components arrived from each ITER Member, marking the official start of



The massive assembly hall (60 m × 97 m × 60 m), an impressive building in its own right, is where the extremely large components are assembled. Standing six storeys high in the assembly hall are two sector sub-assembly tools.

The upending tool is used to raise the 440-tonne vacuum vessel sectors and the 360-tonne TF coils for sector sub-assemblies. during subsector assembly. Two 750-tonne bridge cranes are installed near the ceiling to transport the sector sub-assemblies to the tokamak pit.








**Cryostat base installed**

May 2020:  
The cryostat base is installed.



**The second PF coil (PF5) is lowered into position**

September 2021: The second PF coil (PF5, 17 m wide, 350 t) is installed.




**First sub-assembly in place**

May 2022:  
The first sub-assembly is installed.


## What is a cryostat?

The cryostat provides a high vacuum, ultra-cool environment for the ITER vacuum vessel and the superconducting magnets.



## What are poloidal field (PF) coils?

The six poloidal field coils, installed horizontally around the ITER vacuum vessel, will ensure the shape and stability of the super-hot plasma.



# Assembly Hall Sector sub-assembly



**A vacuum vessel sector is docked**

April 2021: The first vacuum vessel sector (440 t) is positioned in a sector



**TF Coil #12 stands vertically**

June 2021:  
The first TF coil is raised from horizontal



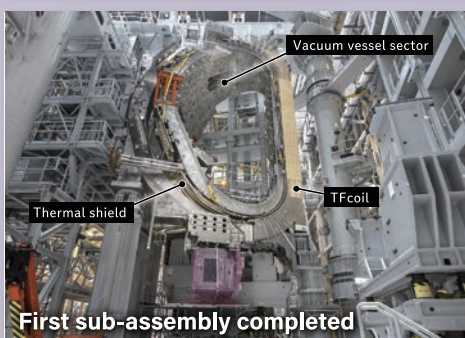
**Installation of first sector sub-assembly**

September 2021:  
A second TF coil is installed forming a



**Vacuum vessel sector thermal shield installation**

September 2021:  
A thermal shield panel is attached to a



**First sub-assembly completed**

November 2021:  
The first sub-assembly is positioned and installed with millimetre-order tolerances.

## What is a sector sub-assembly?

The ITER tokamak is incredibly heavy, so sub-assemblies must be installed in stages. A sub-assembly is composed of two TF coils for each vacuum vessel sector.


A total of nine sub-assemblies will be installed in the tokamak pit, forming a donut-shaped torus.



PHOTO©ITER Organization



Please check our website and enable the translation function for English.



Our website hosts a series of resources on fusion, for both the beginner and for those wanting to learn even more.

Stay up to date with daily updates on our social media sites.



QR codes are on the back cover.





National Institutes for  
Quantum Science and Technology

Naka Institute for Fusion Science and Technology

801-1 Mukoyama, Naka-shi,

Ibaraki 311-0193, Japan

Phone: +81-(0)29-270-7213

Website: [www.qst.go.jp/site/quantenergy-e/](http://www.qst.go.jp/site/quantenergy-e/)



ITER Japan Domestic Agency

[www.fusion.qst.go.jp/ITER/](http://www.fusion.qst.go.jp/ITER/)

ITER Japan HP



@iterjapan



@iterjapan



@iterjapan\_qst



# THE QUEST FOR SUSTAINABLE ENERGY

Introductory Manga for the ITER Project  
**"A Small Sun on Earth"**  
now available on our website!



Check it Out!!

[www.fusion.qst.go.jp/ITER/comic/page1\\_1.html](http://www.fusion.qst.go.jp/ITER/comic/page1_1.html)

Jun. 2025